



National Marine Manufacturers Association

nmma.org

# ECONOMIC SIGNIFICANCE OF RECREATIONAL BOATING IN CONNECTICUT

## CONGRESSIONAL DISTRICT 3

Number of Recreational Boats*	<b>15,996</b>
Recreational Boating Industry Businesses	<b>70</b>
Total Jobs	<b>1,640</b>
Annual Recreational Boating-Related Spending	<b>\$84.6</b> MILLION

TOTAL ANNUAL ECONOMIC IMPACT OF RECREATIONAL BOATING:

**\$202.4** MILLION



### RECREATIONAL BOATS IN CT-3

TOTAL BOATS\* ▶ 15,996

REGISTERED BOATS 15,996

Power boats	13,166
PWCs	1,797
Sailboats	1,027
Other Boats	6

HOUSEHOLDS PER BOAT 17.5

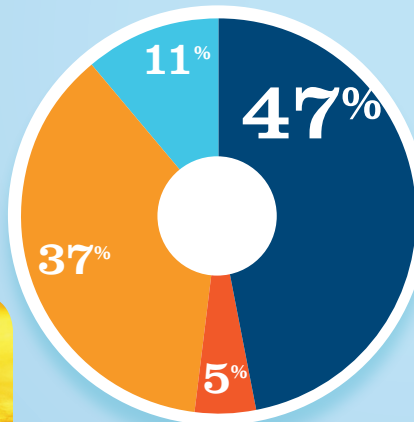


\* Total boats are registered boats as reported by states to the USCG.

### RECREATIONAL BOATING CREATES JOBS IN CT-3

TOTAL BOATING JOBS ▶ 605

Boat Building	65
Motor / Engine Mfgr.	-
Accessory / Supplies Mfgr.	226
Dealers / Wholesalers	32
Boat Services	282



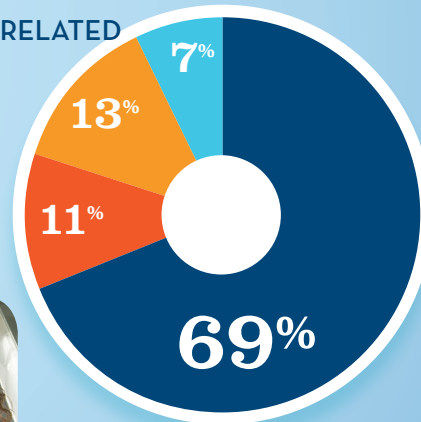
● BOAT BUILDING ● DLRS/WHOLESALEERS  
● MOTOR/ENG. MFG. † ● BOAT SERVICES  
● ACC./SUPPLIES MFG. † 0%



### RECREATIONAL BOATING-RELATED BUSINESSES IN CT-3

TOTAL BUSINESSES ▶ 70

Boat Building	5
Motor / Engine Mfgr.	-
Accessory / Supplies Mfgr.	9
Dealers / Wholesalers	8
Boat Services	48



● BOAT BUILDING ● DLRS/WHOLESALEERS  
● MOTOR/ENG. MFG. † ● BOAT SERVICES  
● ACC./SUPPLIES MFG. † 0%

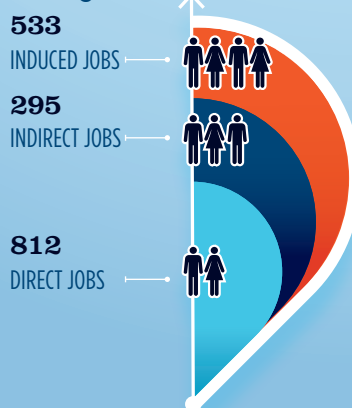


### ESTIMATED JOBS IMPACT OF RECREATIONAL BOATING-RELATED SPENDING IN CT-3

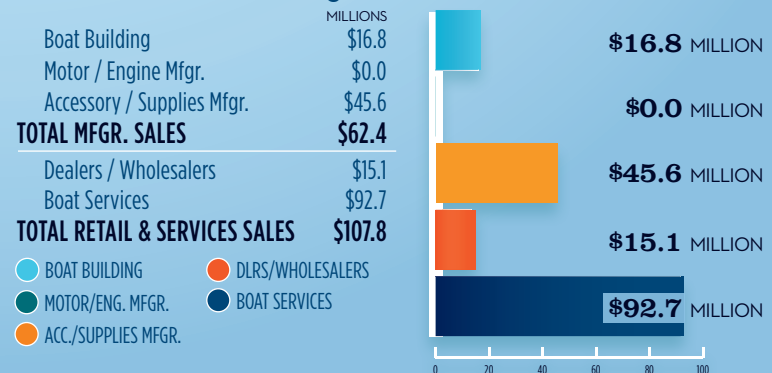
EST. TOTAL JOBS ▶ 1,640

EST. TOTAL LABOR INCOME ▶ \$67.7 MILLIONS

Est. Direct Income	\$28.1
Est. Indirect Income	\$16.3
Est. Induced Income	\$23.3



### RECREATIONAL BOATING INDUSTRY SALES IN CT-3



● BOAT BUILDING ● DLRS/WHOLESALEERS  
● MOTOR/ENG. MFG. ● BOAT SERVICES  
● ACC./SUPPLIES MFG.